



WALL: PRIME SHELLY 150x300x0,9



# Prime

Shelly

SHADE SPECTRUM



V1

EVEN



V2

LIGHT



V3

MEDIUM



V4

STRONG



2

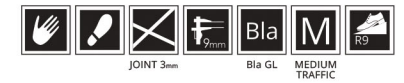


4

NUMBER OF FACES

100% DESIGN AND PRODUCTION PROCESS OF ITALY

PORCELAIN STONEWARE - NORMAL BODY

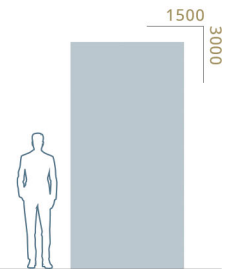



REGULAR PATTERN 150x300 cm - 59"x118"




4

NUMBER OF FACES



The production process does not guarantee continuity in the design of the veining among the various pieces provided. Any misalignment between the continuous veining is to be considered an intrinsic characteristic of the product. The image shown is merely indicative; the shades and veinings of the product may be subject to variations.

Sizes	Thickness	Surface Finish	Number of Faces
150x300 cm - 59"x118"	9 mm	POLISHED	4 Faces



### COLOR RANGE & CODE

PRIME SHELLY

5510

PRIME IVORY

5305

### PACKING INFORMATION

SIZES	THICKNESS	SURFACES	PCS / BOX	M <sup>2</sup> / PCS	KG / PCS	BOX / BOX PALLET	M <sup>2</sup> / BOX PALLET	KG / BOX PALLET
			1 PCS	M <sup>2</sup> 4.5 SQ. FT. 48.5	KG. 100 LBS. 220	22 PCS	M <sup>2</sup> 99 SQ. FT. 1056.6	KG. 2200 LBS. 4850
150x300 cm 59"x118"	9mm THICKNESS	POLISHED						

- The various graphics of the product are distributed randomly in the boxes, without the possibility of choosing between the available patterns.
- Inside the pallet foam is placed between the slabs.