



WALL: AMAZONITE BLUE 120x260x0.9
BOOKMATCH : BUTTERFLY 120x260x0.9
DARK WALL & FLOOR SECTION : SLATE ANTHRACITE 80x120x1.2
PUFF FURNITURE : BUTTERFLY DESIGN

Amazonite Blue

SHADE SPECTRUM



V1



V2



V3



V4

STRONG



2



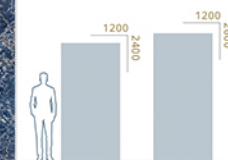
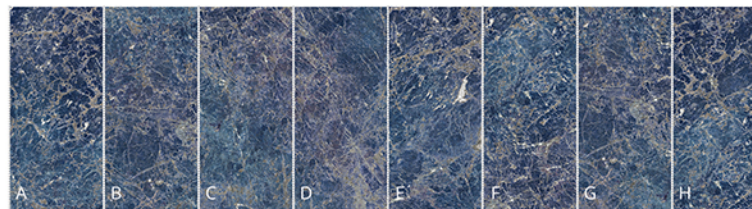
8

NUMBER OF FACES

100% DESIGN AND
PRODUCTION PROCESS
OF ITALIAN

PORCELAIN STONEWARE - NORMAL BODY

REGULAR PATTERN 120x240 cm - 47"x94"



The production process does not guarantee continuity in the design of the veining among the various pieces provided. Any misalignment between the continuous veining is to be considered an intrinsic characteristic of the product. The image shown is merely indicative; the shades and veinings of the product may be subject to variations.

Sizes	Thickness	Surface Finish	Number of Faces
120x240 cm - 47"x94"	9 mm	POLISHED	8 Faces
120x260 cm - 47"x102"	9 mm	POLISHED	8 Faces

COLOR RANGE & CODES



PACKING INFORMATION

SIZES	THICKNESS	SURFACES	PCS / BOX		M ² / PCS		KG / PCS		BOX / BOX PALLET		M ² / BOX PALLET		KG / BOX PALLET	
			1 PCS	8 PCS	M ²	KG.	35 PCS	M ²	KG.	33 PCS	M ²	KG.		
120x240 cm 47"x94"	9mm THICKNESS	POLISHED	1 PCS	8 PCS	M ²	2.88	KG.	63	35 PCS	M ²	100.8	KG.	2205	
					SQ. FT.	31	LBS.	139		SQ. FT.	1085	LBS.	4861	
120x260 cm 47"x102"	9mm THICKNESS	POLISHED	1 PCS	8 PCS	M ²	3.12	KG.	69	33 PCS	M ²	102.96	KG.	2277	
					SQ. FT.	33.5	LBS.	152		SQ. FT.	1108	LBS.	5020	

- The various graphics of the product are distributed randomly in the boxes, without the possibility of choosing between the available patterns.
- Inside the pallet foam is placed between the slabs.



WALL: AMAZONITE GREEN 120x260x0,9
FLOOR : AMAZONITE GREEN 120x260x0,9

Amazonite Green

SHADE SPECTRUM



V1



V2



V3



V4

STRONG



2



8

NUMBER OF FACES

100% DESIGN AND
PRODUCTION PROCESS
OF ITALIAN

PORCELAIN STONEWARE - NORMAL BODY

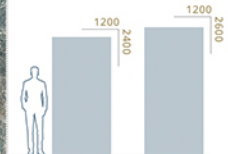

REGULAR PATTERN 120x240 cm - 47"x94"



JOINT

Blk Gl.

WATER TRAFFIC



The production process does not guarantee continuity in the design of the veining among the various pieces provided. Any misalignment between the continuous veining is to be considered an intrinsic characteristic of the product. The image shown is merely indicative; the shades and veinings of the product may be subject to variations.

Sizes	Thickness	Surface Finish	Number of Faces
120x240 cm - 47"x94"	9 mm	POLISHED	8 Faces
120x260 cm - 47"x102"	9 mm	POLISHED	8 Faces

COLOR RANGE & CODES



PACKING INFORMATION

SIZES	THICKNESS	SURFACES	PCS / BOX		M ² / PCS		KG / PCS		BOX / BOX PALLET		M ² / BOX PALLET		KG / BOX PALLET			
			1 PCS	35 PCS	M ²	SQ. FT.	KG.	LBS.	M ²	SQ. FT.	KG.	LBS.				
120x240 cm 47"x94"	9mm THICKNESS	POLISHED	1 PCS	35 PCS	M ²	2.88	KG.	63	M ²	100.8	KG.	2205	SQ. FT.	1085	LBS.	4861
					SQ. FT.	31	LBS.	139								
120x260 cm 47"x102"	9mm THICKNESS	POLISHED	1 PCS	33 PCS	M ²	3.12	KG.	69	M ²	102.96	KG.	2277	SQ. FT.	1108	LBS.	5020
					SQ. FT.	33.5	LBS.	152								

— The various graphics of the product are distributed randomly in the boxes, without the possibility of choosing between the available patterns.
— Inside the pallet foam is placed between the slabs.